


VOLTAGE RANGE: 50 - 1000V
CURRENT: 6.0 A

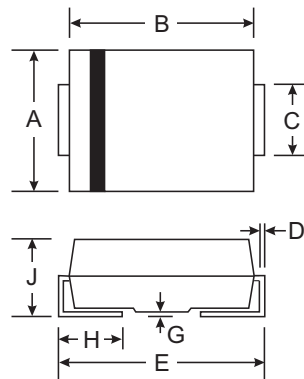


Features

- Glass Passivated Die Construction
- Ideally Suited for Automatic Assembly
- Low Forward Voltage Drop
- Low Power Loss
- Built-in Strain Relief
- Plastic Case Material has UL Flammability Classification Rating 94V-0

Mechanical Data

- Case: SMC/DO-214AB, Molded Plastic
- Terminals: Solder Plated, Solderable per MIL-STD-750, Method 2026
- Polarity: Cathode Band or Cathode Notch
- Marking: Type Number
- Weight: 0.21 grams (approx.)



SMC/DO-214AB		
Dim	Min	Max
A	5.59	6.22
B	6.60	7.11
C	2.75	3.18
D	0.15	0.31
E	7.75	8.13
G	0.10	0.20
H	0.76	1.52
J	2.00	2.62
All Dimensions in mm		

Maximum Ratings and Electrical Characteristics T_A = 25°C unless otherwise specified

Single phase, half wave, 60Hz, resistive or inductive load. For capacitive load, derate current by 20%.

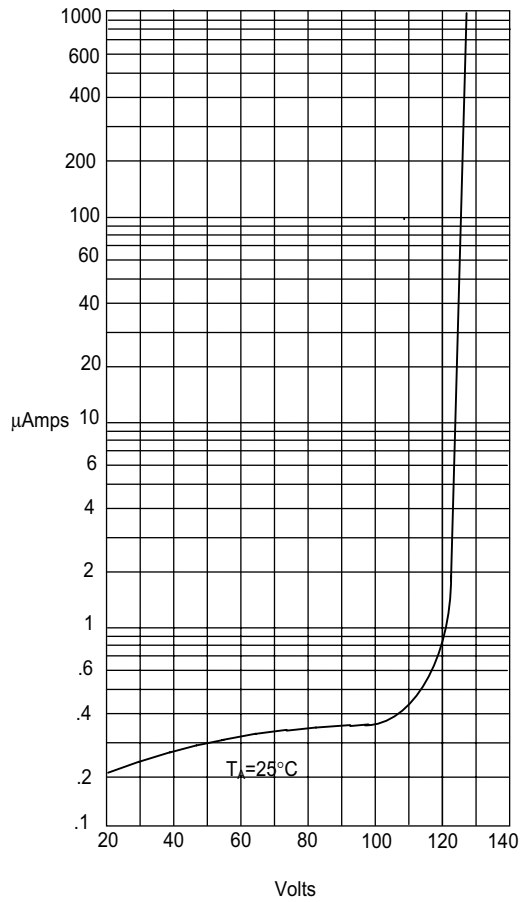
Characteristic	Symbol	S6A	S6B	S6D	S6G	S6J	S6K	S6M	Unit
Maximum repetitive peak reverse voltage	V _{RRM}	50	100	200	400	600	800	1000	V
Maximum RMS voltage	V _{RMS}	35	70	140	280	420	560	700	V
Maximum DC blocking voltage	V _{DC}	50	100	200	400	600	800	1000	V
Maximum average forward rectified current at T _L =75°C	I _(AV)	6.0							A
Peak forward surge current 8.3ms single half sine-wave superimposed on rated load (JEDEC Method)	I _{FSM}	200.0							A
Maximum instantaneous forward voltage at 6.0A	V _F	1.2							Volts
Maximum DC reverse current at rated DC blocking voltage <small>T_A=25°C</small> <small>T_A=100°C</small>	I _R	10.0 100.0							μA
Typical junction capacitance (NOTE 1)	C _J	60.0							pF
Typical thermal resistance (NOTE 2)	R _{θJA}	10.0							°C/W
Operating junction and storage temperature range	T _J , T _{STG}	-55 to +150							°C

Note: 1. High Temperature Solder Exemptions Applied, see EU Directive Annex 7.

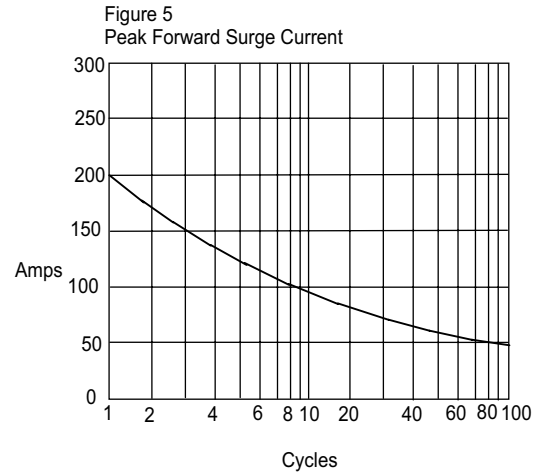


RATINGS AND CHARACTERISTIC CURVES S6A THRU S6M

Figure 4
Typical Reverse Characteristics



Instantaneous Reverse Leakage Current - MicroAmperes versus
Percent Of Rated Peak Reverse Voltage - Volts



Peak Forward Surge Current - Amperes versus
Number Of Cycles At 60Hz - Cycles